




DATA SHEET

# KIRAY 300



## Infrared thermometer

Infrared thermometer Kiray 300 is a thermometer used to diagnose, inspect and check any temperature. Thanks to its elaborated optical system with a dual laser sighting, it allows easy and accurate measurements of little distant targets. The KIRAY 300 instrument has an internal memory which can save up to 100 measurements. Compatible with thermocouple K probe.



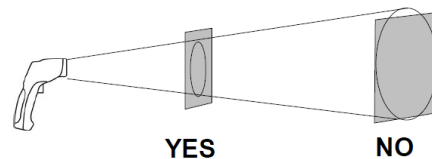
Supplied with thermocouple K probe

### Technical specifications

Réponse spectrale	8 - 14 $\mu$ m
Optical	D.S: 50:1 (50.8 mm at 2540 mm)
Temperature range	From -50 to +1850 °C
Accuracy*	From -50 to +20 °C: $\pm 3$ °C From +20 to +500 °C: $\pm 1\% \pm 1$ °C From +500 to +1000 °C: $\pm 1.5\%$ From +1000 to +1850 °C: $\pm 2\%$
Infrared repeatability	From -50 to +20 °C: $\pm 1.5$ °C From +20 to +1000 °C: $\pm 0.5\%$ or $\pm 0.5$ °C From +1000 to +1850 °C: $\pm 1\%$
Display resolution	0.1 °C
Response time	150 ms
Emissivity	Adjustable from 0.10 to 1.00 (pre-set at 0.95)
Over range indication	Display indication: "----"
Dual laser sighting	Wavelength: from 630 nm to 670 nm Output < 1mW, Class 2 (II)
Positive or negative temperature indication	Automatic (no indication for a positive temperature) (-) sign for a negative temperature
Display	3 lines, 4 digits with backlit display LCD
Auto-extinction	Automatic after 7 seconds of inactivity
High/low alarm	Flashing signal on display and beep signal with adjustable thresholds
Power supply	Alkaline 9V battery
Autonomy	95 h (inactive laser and backlight) 15 h (active laser and backlight)
Operating temperature	From 0 to +10 °C for a short period From 11 to +50 °C for a long period
Storage temperature	From -10 °C to +60 °C
Relative humidity	From 10% to 90%RH in operating mode and >80%RH in storage
Dimensions	200 x 140 x 50 mm
Weight	320 g (included battery)
Memory	100 temperature values

### Distance from the target

Distance	1270	2540	3810	mm
Diameter	25.4	50.8	76.2	mm



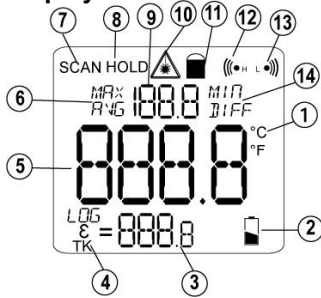
Please make sure that the target is larger than the size of the laser sighting.

### Thermocouple K probe features

Temperature range	From -40 to +400 °C
Display range	From -50 to +1370 °C
Resolution	0.1 °C
Accuracy	$\pm 1.5\%$ of reading $\pm 3$ °C
Cable length	1 m

\*Accuracy for an ambient temperature from 23 to 25 °C (with a relative humidity lower than 80% RH).

## Display



- 1 - Unit of measurement (°C / °F)
- 2 - Low battery indicator
- 3 - LOG value (recorded value), EMS (emissivity) and TK (K thermocouple probe)
- 4 - LOG, EMS, TK indicator
- 5 - Temperature value
- 6 - MAX and AVG (average) indicator
- 7 - Current measurement indicator
- 8 - HOLD (fixed measurement) indicator
- 9 - MAX, MIN, AVG, DIF value
- 10 - Laser operation indicator
- 11 - Continuous measurement indicator
- 12 - High alarm indicator
- 13 - Low alarm indicator
- 14 - MIN and DIF (difference between MIN and MAX values) indicator

## Kiray 300 buttons

- 1 - Up button: It allows to increment emissivity and high and low alarm thresholds and to go to the following recorded value. It also allows to navigate between MAX, MIN, AVG and LOG.
- 2 - Backlight/laser button: It allows to activate or to deactivate laser backlight of the screen. You can also saved a value.
- 3 - Mode button: It allows to navigate through the modes (MAX and MIN values, DIF and AVG, emissivity, high and low alarms, unit of measurement).
- 4 - Down button: It allows to decrement emissivity and high and low alarm thresholds and to go to the following recorded value. It also allows to navigate between MAX, MIN, AVG and LOG.



## CE certification

This device meets with following standards' requirements:  
EN 61326-1: 2013 and EN 61326-2: 2013

## Infrared thermometer, how does it work?

Infrared thermometers can measure the surface temperature of an object. Its optic lens catches the energy emitted and reflected by the object. This energy is collected and focused onto a detector. This information is displayed as temperature. The laser pointer is only used to aim at the target.

## Description



- 1 - LCD backlighted display
- 2 - Up button
- 3 - Backlight, laser and recording button
- 4 - Down button
- 5 - Mode button



- 1 - Laser sighting output
- 2 - IR sensor (infrared)
- 3 - Laser sighting output
- 4 - Probe input
- 5 - Button to access the battery
- 6 - Trigger
- 7 - Battery compartment

## Kit content

- Transport case
- User manual
- K thermocouple probe
- Tripod

