

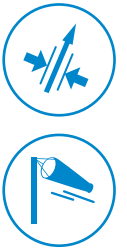


DATA SHEET

Supplied with CALIBRATION certificate*



MP 110 - MP 111
MP 115 - MP 112



Manometer

- Easy to use
- Selection of units
- Hold-min-max functions
- Manual autozero

Features

- Pressure measurement
- Selection of units
- Manual autozero
- Hold function
- Display of minimum and maximum values
- Configurable Auto shut-off
- Backlight

Technical specifications

Parameter	Models	Measuring units	Accuracy**	Measuring range	Resolution
Pressure	MP 110	Pa, mmH ₂ O, inWg, daPa	±0.5% of reading ±2 Pa	From -1000 to +1000 Pa	1 Pa
	MP 111	kPa, mmH ₂ O, inWg, mbar, mmHg, daPa	±0.5% of reading ±2 mmH ₂ O	From -1000 to +1000 mmH ₂ O	From 0 to ±200 mmH ₂ O: 0.1 mmH ₂ O Beyond: 1 mmH ₂ O
	MP 115	kPa, inWg, mbar, mmHg, PSI	±0.5% of reading ±0.5 mbar	From -500 to +500 mbar	0.1 mbar
	MP 112	kPa, inWg, mbar, mmHg, PSI, bar	±0.5% of reading ±2 mbar	From -2000 to +2000 mbar	1 mbar

*Except class 110 S which is supplied with adjustment certificate.

**All the accuracies indicated in this technical datasheet were stated in laboratory conditions, and can be guaranteed for measurements carried out in the same conditions, or carried out with calibration compensation.

General features

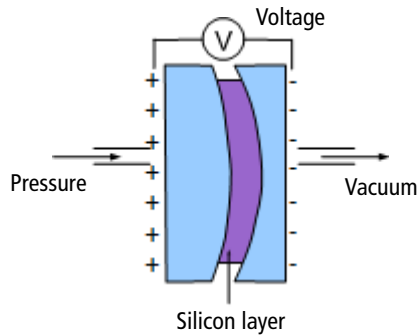
Measuring element	Piezoresistive sensor
Tolerated overpressure	MP 110: 250 mbar / MP 111: 700 mbar MP 115: 1.4 bar / MP 112: 3 bar
Connector	MP 110/111: Ø 6.2 mm barbed connectors made of nickelled brass MP 115/112: Ø 4.6 mm barbed connectors made of nickelled brass
Display	4 lines, LCD technology. Dimensions 50 x 36 mm. 2 lines of 5 digits with 7 segments (value) 2 lines of 5 digits with 16 segments (unit)
Housing	ABS, protection IP54
Keypad	5 keys
European directives	2014/30/EU EMC; 2014/35/EU Low Voltage; 2011/65/EU RoHS II; 2012/19/EU WEEE
Power supply	4 batteries AAA LR03 1.5 V
Battery life	180 hours
Ambience	Neutral gas
Conditions of use (°C, %RH, m)	From 0 to +50 °C. In non condensing conditions. From 0 to 2000 m.
Storage temperature	From -20 to +80 °C
Auto shut-off	Adjustable from 0 to 120 min
Weight	220 g

Operating principle

Piezoresistive sensor

The pressure deforms the silicon layer. This layer deformation generates a voltage at its terminations.

This voltage is proportional to the pressure applied.



Maintenance

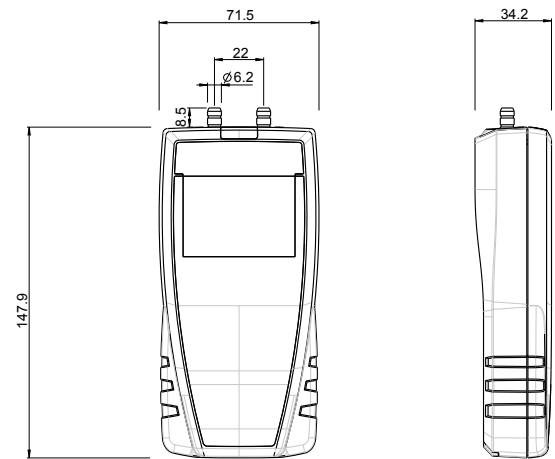
We carry out calibration, adjustment and maintenance of your instruments to guarantee a constant level of quality of your measurements.

As part of Quality Assurance Standards, we recommend you to carry out a yearly checking.

Accessories

Designation	Sales reference	Description
CQ 15	24633	Magnetic protective housing
J.T.C	11922	Straight junctions in T for Ø 5 x 8 mm tube
J.T.Y	11923	Straight junctions in Y for Ø 5 x 8 mm tube
Pitot Tubes	-	Different lengths, Ø 3/6 or 8 mm, bent or straight. See related data sheet.
MT 51	24636	ABS transport case
ST 110	24635	Soft transport case

Dimensions (in mm)



Kit content

Designation	Sales reference	Description
MP 110	24615	Manometer with 2 x 1 m of silicon tube Ø 4 x 7 mm, stainless steel tip Ø 6 x 100 mm, calibration certificate and soft transport case
MP 110 S	24712	Manometer with 2 x 1 m of silicon tube Ø 4 x 7 mm, stainless steel tip Ø 6 x 100 mm, adjustment certificate and soft transport case
MP 111	24616	Manometer with 2 x 1 m of silicon tube Ø 4 x 7 mm, stainless steel tip Ø 6 x 100 mm, calibration certificate and soft transport case
MP 111 S	24713	Manometer with 2 x 1 m of silicon tube Ø 4 x 7 mm, stainless steel tip Ø 6 x 100 mm, adjustment certificate and soft transport case
MP 112	24618	Manometer with 2 x 1 m of crystal tube Ø 4 x 6 mm, calibration certificate and soft transport case
MP 112 S	24721	Manometer with 2 x 1 m of crystal tube Ø 4 x 6 mm, adjustment certificate and soft transport case
MP 115	24617	Manometer with 2 x 1 m of crystal tube Ø 4 x 6 mm, calibration certificate and soft transport case
MP 115 S	24720	Manometer with 2 x 1 m of crystal tube Ø 4 x 6 mm, adjustment certificate and soft transport case

Certificates

Calibration certificate: A calibration is a comparison of the values of the instrument with those of a standard to determine a measurement error with an associated calibration uncertainty. A calibration certificate guarantees the traceability of measurements to national standards.

Adjustment certificate: An adjustment certificate is a document that ensures the conformity of the device with the tolerances of the data sheet. It ensures that the device has followed the manufacturing process.